



YOUR STUDENT HANDBOOK



UNIVERSE.CITY
POINT EXE



UNIVERSE.CITY
BONHAY HOUSE



UNIVERSE.CITY
KING EDWARD STUDIOS

CONTENTS

Welcome

- 04 Hello
- 08 We can fix it
- 09 Your rent
- 10 Arriving in a new country

Your new community

- 14 Living together
- 19 Your apartment

Staying safe and secure

- 27 Here for you
- 28 Healthcare
- 30 Keeping safe

Good housekeeping

- 35 Clean living
- 36 Green living

Your contract

- 39 Terms and conditions

Moving out

- 41 Everything you need to know

Complaints handling and appeals

- 48 Collegiate AC Ltd Complaints Procedure
- 51 Equality and diversity



WELCOME.

HELLO.

WELCOME TO UNIVERSE.CITY IN EXETER.

You're about to find out everything you need to know about your fabulous new home here in Exeter. Feeling a little nervous? Don't worry – we're here to help.

We want your stay with Collegiate AC to be a memorable one, so we've built in loads of great features that we know you'll love.

We've also made sure that all Universe.City accommodations are in great locations, so that you can get the very best out of Exeter and your life at university.

Got any questions? Have a flick through this handbook to find out the answers. If there's anything you're still unsure about, our on-site staff will be happy to help.

The handbook also contains a couple of house rules. Don't worry – there's nothing too tedious. Just a few simple guidelines to ensure that you and your fellow residents at your Universe.City accommodation can feel free, safe and ready to enjoy your university years.

So, grab a cup of tea, settle down in your cosy new home and let us guide you through life at Exeter.

Read. Relax. Enjoy.

HELLO

Office contact details

You can get in touch with a member of the team in person, or by phone and email.

Telephone: +44 (0) 1392 231 545

Email: pointexe@collegiate-ac.com

Out-of-hours emergency contact

In the event of an emergency out of office hours contact 0300 456 3744. This number is for emergency repairs and will put you through to a call centre where they will ask you your name, room number and details of the problem. You can also contact Estate Patrol on 01392 723999. They can help if you are locked out of your room or with noise issues.

Join us on Facebook

Join the Point Exe community on Facebook at

www.facebook.com/PointExe/

Join the King Edward Studios community on Facebook at

www.facebook.com/KingEdwardStudiosUniverse.City/

Join the Bonhay House community on Facebook at

www.facebook.com/BonhayHouseUniverse.City/

The main office address is:

Point Exe

Brunel Close, Exeter, EX4 4FD

The email address you gave us when you booked will be how we contact you – so please ensure you check your messages regularly. If you'd like us to use a different email address, please let a member of our friendly accommodation team know and we will update your details accordingly.

We have a large notice board at reception, highlighting activities, and anything going on at Exeter, so please check them as you pass to keep up to date with all the exciting events. We will also use your email to update you with all our fantastic activities.

Cycle store

Cycling is a great way to exercise and a cheap and enjoyable way to explore Exeter. You can bring your bicycle and use the cycle racks at the rear of the building.

The Police recommend that you always leave your bike locked with two solid locks: one to secure the bike to a stand by the front or back wheel and the other to go through the remaining wheel and the frame. That way there's no chance of returning to find that all you have left is a wheel!

Please note: we can't take responsibility for any loss or damage to bicycles left in the storage area. If there is a problem, please notify the police and the accommodation team.

Parking

Car Parking at Point Exe or King Edward Studios is available during your Check In slot only. Limited on street parking is available and there is a large car park at St David's Train Station. There is no car parking at Bonhay House but the large station car park is just opposite.

Mail

Your mail will be delivered to your post box, situated on the ground floor next to the entrance. Any larger mail/parcels will be held at reception for you to collect. If your parcels need signing for, a member of the team will be happy to do this.

Please note that the accommodation team takes no responsibility for any loss or damage to parcels that have been signed for at reception.

Bus routes

The University of Exeter runs a free shuttle bus service from St David's Station to Streatham Campus. This is run on a loop between 7.45am and 10.30am.

The bus stop is opposite the taxi rank by the University St David's Accommodation. The bus company operating in Exeter is Stagecoach. You can find out more information at **www.stagecoachbus.com**.



WE CAN FIX IT

Can't find your keys? Got a leaky tap? Whatever you need, we're here to help.

Lost your keys or locked yourself out?

These things happen, so don't worry. We can help: if you lose your key/fob/key card, we can replace it for a small fee. You just need to request a replacement from the accommodation office during office hours.

If you lose your key outside of office hours you'll need to call Estate Patrol on 01392 723999 to let you in and you'll need to show them some ID. Once you're safely back inside, come to the accommodation office during opening hours to pay and collect a new set of keys.

If you've locked yourself out of your room during office hours, pop along to the accommodation office and a member of the Management Team will assist you with accessing your room.

Keys are important and costly to replace, so keep them safe and remember where you left them.

Got a maintenance issue?

Things wear out and things get broken. It's part of life. But we want you to feel your smart Collegiate accommodation is always in tiptop condition, so that you can be proud of your home.

If something needs sorting out, simply tell the accommodation office and the repair will be carried out in accordance with an agreed schedule of priorities. Maintenance will always knock before entering a bedroom and if you are not at home will leave a card letting you know they've been in your room. Rest assured, the problem will be solved quickly, conveniently and efficiently.

Need an emergency repair?

If you have an emergency maintenance issue, such as a burst pipe or a broken window, and it's outside of maintenance staff working hours, you can report it to our out-of-hours service on 0300 456 3744 and they'll immediately contact the appropriate person to rectify the problem.

If you have a non-emergency maintenance issue, such as a defective fridge/freezer, a blocked drain and so on, please hang on and report this to the accommodation office during office hours. These types of issues will be dealt with during the usual maintenance staff working hours.

YOUR RENT

For those students paying in instalments, your standard payment dates are:

- 1st Instalment due on or before 2nd September 2020
- 2nd Instalment due on or before 6th January 2021
- 3rd Instalment due on or before 5th May 2021

These can also be found on page 5 of your tenancy agreement.

NB. For those who have requested payments to match their student finance dates, please see your tenancy agreement.

Please note that we don't accept cash.

ARRIVING IN A NEW COUNTRY

Opening a bank account

You need to be in the UK to open a UK bank account, so make sure it's one of the first things you do once you get to Exeter. It is the safest way to manage your money. Opening a bank account can take a week or more, so make sure you've got enough cash for your first few weeks here.

To open a bank account you'll need to check individual bank requirements. Most will want to see your passport and introductory documentation from your university detailing your personal details and course of study. Once your account's open, speak to your university or go to www.moneyadvice.service.org.uk for advice on budgeting and managing your money. The British Bankers' Association have a handy guide for international students. Check it out at: www.bba.org.uk/publications/entry/international-students/leaflets.

Student Travel Reduction Cards

Want to see more of the UK during your university days? A 16-25 Railcard and/or a Coach Card can save you a considerable amount if you explore by train or coach. The 16-25 Railcard costs £30 for one year or £70 for three years, and gives you a third off your rail travel in the UK. To get this you will need proof you are a student, your passport and a passport-size photo. The card can be purchased at any train station ticket office. For further information see: www.16-25railcard.co.uk.

The Young Persons Coach Card can be bought at National Express coach offices or online. This card costs £12.50 for a year or £30.00 for three years and gives you 30% off all coach travel in the UK. To get one you simply need proof that you are a student. For further information see: www.nationalexpress.com/waystosave/young-persons-coachcard.aspx.

Mobile phones

Mobile phones are cheap to buy, but expensive to use, so be careful not to accidentally run up a big bill by spending hours on the phone to another country. If you choose a contract, the phone will be cheap or free, but make sure you check the monthly payment and call charges before signing and remember that there's often a compulsory monthly charge. You will need an enrolment letter from your university to take out a phone contract. Pay-as-you-go is the no-contract, no credit check, no-commitment, no-monthly bills way to get a mobile phone. However, you always pay a lot more to buy the initial phone and calls are generally more expensive than on contract mobile phones. On the plus side, you don't need to provide a proof of enrolment letter from your university.

For information on mobile phone companies and to see prices see: www.mobiles.co.uk.



YOUR NEW COMMUNITY

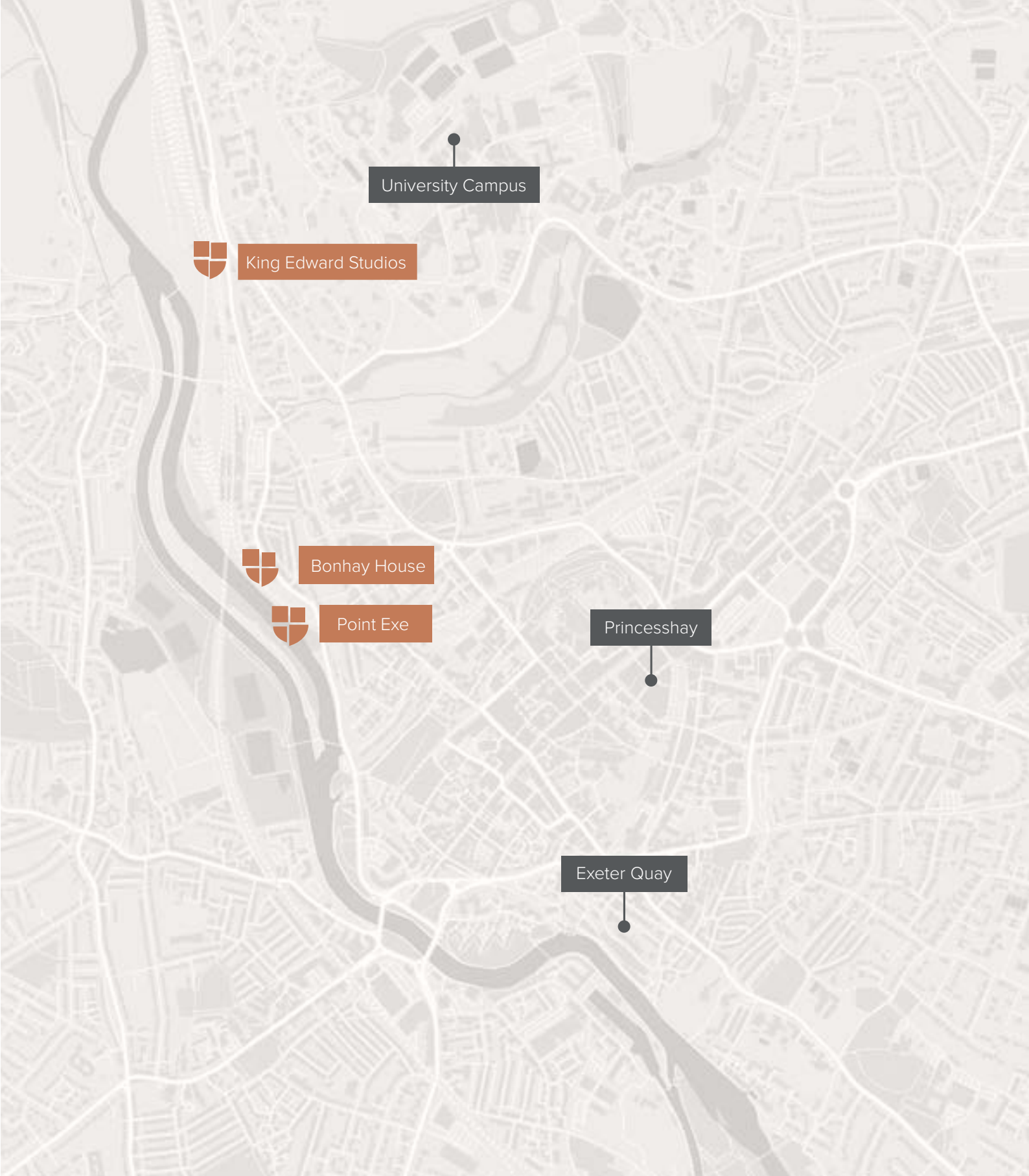
Exeter is a small city which can easily be explored by bike or on foot. Try the Exeter Green Circle Walks! The nearby beaches of Devon are easily accessible by train or take a bus to explore the national parks. Exeter has a vast array of restaurants and coffee shops. Point Exe and Bonhay House are ideally situated to take advantage of those at Exeter Quay alongside the River Exe.




Visit **www.visitexeter.com** for more ideas.

There are plenty of local retail outlets close to all University.City accommodations, as well as restaurants, cafes and takeaway food outlets.

Exeter is home to a year round programme of events, festivals, music and clubbing venues, restaurants and shops. This lovely city has something for everyone.

Please feel free to chat to our friendly team who will be more than happy to tell you their recommendations for restaurants, nightspots, shopping, and cheap tasty eats.



University Campus	 15 minutes
Exeter Quay	 15 minutes
Princesshay	 20 minutes

LIVING TOGETHER

Communal student living is all part of the university experience. At Collegiate we think we've arranged things to ensure that you have a great environment, friendly people and a real sense of community. At the same time, you also have your own space. We want you to enjoy your time at uni to the full and to look back at it fondly when the time comes to move on.

Want to make the most of your time here? Our accommodation team will arrange events throughout the academic year to help you get to know your flatmates, relax and have a good time.

Keep an eye on our Facebook group and the notice boards at Point Exe for up-coming events: Point Exe Community 20/21.

Your on-site facilities at a glance

- Experienced and friendly on site management and concierge team to help with any queries about the city, transport and entertainment 24/7. They also arrange social gatherings and facilitate you meeting other students on site.
- Laundry room
- High-speed broadband and Wi-Fi throughout the building – stay connected all the time.
- Secure electronic access and CCTV – let us keep you safe and sound.
- All inclusive rates, including heating, lighting and water – makes budgeting simple.

Laundry

The laundry room is available for all residents to use.

All of the machines are brand new, fully maintained and very simple to use.

Follow these simple steps to get started:

- Go to 'Our Users' at **www.washstation.co.uk**
- If you are a new user, click 'Register card'. If you are already a user, click 'Top up here' to add value.
- Take note of your 6 digit add value code, which you'll need when you're in the laundry room.
- Go to the laundry room to find PinMate value-adder machine on wall.
- To activate the value to your laundry card, tap it on the PinMate machine and enter your 6 digit add value code.
- You are now ready to do your laundry!

Washing Guide

- Check the door seal inside drum to make sure everything is clear
- Load washer - max 3/4 full
- Add detergent and close door (firmly)
- Scan laundry card
- Select cycle
- Press start
- You're good to go!

Drying Guide

- Clean lint filter
- Load dryer - max 3/4 full
- Scan laundry card
- Select cycle
- Scan laundry card
- You're good to go!



Internet

Broadband and Wi-Fi is available throughout the building, 24 hours a day, so you can stay connected at all times. Wired connections are available via an Ethernet cable connected to the wall socket in your room – simply open your web browser and follow the instructions.

For wireless connections, search for the Glide WIFI network.

You can enjoy impressive speeds of up to 200Mb/s over wired connections and up to 10Mb/s over Wi-Fi connections.

We recommend using the wired connection if you want to watch digital TV. 4TV allows you to watch over 50 digital Freeview TV and radio channels through your device via the internet.

Your local amenities at a glance

The local area includes all of the following, which should cover most of your daily needs:

- The nearest shop is the Premier or Lonsis, both by St David's Station.
- The nearest Sainsbury's and Tesco are both located in the High Street, a 15 minute walk away.
- There is also an ATM located at St David's Station.
- The High Street, which can also be reached by train from St David's Station to Central, is the place to find all you will need including shops, restaurants and takeaways.

YOUR APARTMENT

Intercom

The wall-mounted intercom in your flat is linked to the main entrance. You will need to come down to let your friends in, or to receive deliveries.

Don't let anyone in that you don't know or don't recognise. If they're tenants then they'll have their own key to let themselves in and if they've forgotten their key they can call the accommodation team. We advise this for everybody's safety and security.

Heating

All apartments are supplied with electric heating to keep you toasty warm. The tenant can control the heating through a thermostat in their room. If the tenants need to increase the maximum temperature of the thermostat then they will need to contact reception.

Convection oven/microwave

All apartments have a convection oven/microwave. If you would like instructions on how to use the oven or microwave in your flat, please contact the accommodation office.

The cooking extractor hood

The extractor hood should always be used when cooking to help prevent smoke and steam from activating the fire alarm. The hood has three speed settings and should be set to three for the best results.

What to do if your electricity goes off or a fuse goes in your room

If your electricity goes off, a fuse may have tripped in your apartment, please contact a member of reception who will be able to check this for you.

If a bulb has blown, the electricity will come back on but the light will remain out. Please inform reception, who will arrange to have the bulb changed.

If the electricity does not turn back on, it could be due to a faulty electrical item such as a hairdryer or toaster, so try unplugging any electrical items you were using when the electricity went off. If you cannot identify a faulty appliance, or the trip switch will not re-set, please report this fault to the office as soon as possible.

How to use the shower

Hot water is available 24 hours a day, 7 days a week.

Shower is controlled by one dial, on the end of the control dial. A safety button on the control bar stops the hot water from being accidentally turned up too high. If you want hotter water, simply press and hold down this button whilst turning the temperature control.

Windows

Where windows open, they are restricted for your safety. Please do not hang items out of the window.



Storage

Storage space for bags and suitcases can be found under the bed so you can keep your room lovely and neat.

Refuse bins

Signage around the building advises where refuse should be taken. In Exeter cardboard, paper, tins and plastic all go in one green recycling bin loose, not bagged! There is a separate collection for glass and glass bins are available by the recycling bins.

What to do if you still need help

If you have any queries regarding your room or wish to report a maintenance issue, please visit reception. We are here for you 24/7. If you have a serious emergency (when the safety of you or your fellow residents is at risk or a serious maintenance issue such as a water leak, no electricity, or a broken window, has occurred) then please let us know straight away.

You can contact reception on +44 (0) 1392 231 545.

TOP TIPS FOR GETTING ON WITH YOUR NEW FLAT MATES.

We want to ensure that everyone enjoys their time at Exeter so we ask everyone to stick to a few simple guidelines.

Respect each other's space

The kitchen is your most important communal area and everyone in your flat should feel comfortable using it. Wash up and wipe up after yourself to keep the cooking area, sink and dining area clean and clear for your flatmates – leave it as you would like to find it. Remember that the kitchen is for you and your flatmates only, so guests should be occasional.

Smoking is strictly not allowed anywhere in the building.

Be considerate about noise

Not everyone shares your taste in music, and even if your whole flat loves your latest download, the person downstairs trying to study might not appreciate a thumping ceiling. Try to keep noise to a minimum – if you can hear your music outside of your room, then the chances are that everyone else can too.

Try to be quiet coming in and out of your flat as well, especially at night when others might be sleeping. Remember that all doors in building are fire doors – so if you don't close them quietly, they will close themselves with a loud thud!

Handling anti-social behaviour

If other residents are behaving in ways that cause you concern, then in most cases the most effective way in dealing with the problem is to speak to them yourself, perhaps with others who are affected. If you don't find this helps, then you should speak to any member of the team at the accommodation office to take the matter further.

Accommodation office: +44 (0) 1392 231 545.

Estate Patrol: 01392 723 999

If it's anti-social behaviour that you believe warrants police action then please call the police when the incident occurs. Non-emergency police number: 101 / Emergency police number: 999

Your guests

Overnight guests are allowed in your room for a maximum of three consecutive nights, but remember if you are in a shared apartment, it is polite to ask your flatmates before inviting people to stay. Unless you're staying in a shared room, it's only designed for one person, so having an overnight guest should be occasional.

Similarly, your kitchen is designed for the number of people living in your flat, so although it's OK to invite friends over for lunch or dinner now and again, you should be careful not to inconvenience your flatmates.

The behaviour of any person you invite into your building, apartment or room is ultimately your responsibility. You'll be held accountable if there are any complaints from your flatmates, or any damages caused by your guest(s), so make sure they behave as well as you do!



STAYING SAFE AND SECURE

We're here for you

We want you to enjoy living in Exeter to the full. We don't just provide first-class accommodation but also a first-class service. Our experienced on site accommodation team is here to offer all the support you need – and a member of the team is available 24-hours a day.

It's good to share

If university life isn't everything you hoped and you are feeling unhappy, don't let it get on top of you – talk to a member of our team. We are always happy to help and work in partnership with your university's pastoral care team to ensure you know how to get help and advice when you need it, so that you can get the most out of your time at uni.

Good health

If you're feeling unwell you can get an appointment with a doctor or nurse at the university's health centre. For out-of-hours health advice, you can call the NHS on 111 – but always get advice in person from a medical professional if anything persists or if you're worried.

HEALTH CARE IN THE UK

Non-emergency healthcare matters are dealt with by doctors known as General Practitioners (GPs), in local surgeries. You need to register with a doctor before you are treated, so do this within the first week of your arrival in Exeter. You can register with a GP by going to the doctor's surgery and filling out a form.

You do not pay to register with or to consult with an NHS doctor.

HEALTH AND WELLBEING — LOCAL CONTACTS

GP surgeries in Exeter

Student Health Centre
Reed Mews
Streatham Drive
University Campus
Exeter, EX4 4QP
0.8 miles from Point Exe

Tel: 01392 675 606

Email: studenthealth@exeter.ac.uk
<https://www.healthyteethdevon.nhs.uk/>

Hospitals

Royal Devon and Exeter Hospital
Barrack Road, Exeter EX2 5DW
2.0 miles from Point Exe

DENTISTS

Although dental treatment is available on the NHS, it is not always free. You can choose which NHS dentist you want to be registered with (it does not need to be the dental practice closest to your residence), but you need to be registered with a dentist before you receive treatment from them. To find a list of NHS registered dentists see: www.nhs.uk.

LOCAL DENTISTS

Contemporary Dental

14 Queen's Terrace, Exeter, EX4 4HR

0.4 miles from Point Exe

St Thomas Dental Centre

48 Cowick St, St Thomas, Exeter EX4 1AP

0.9 miles from Point Exe

Exeter Advanced Dentistry

54 Longbrook St, Exeter, EX4 6AH

0.9 miles from Point Exe

OTHER USEFUL CONTACTS

Samaritans | 0845 790 90 90 | www.samaritans.org

Student Loans Company | 0300 555 0505 | www.slc.co.uk

Sexual Health | 0131 536 1070 | www.nhs.uk/Livewell/Sexualhealthtopics

Victim Support | 0845 30 30 900 | www.victimsupport.org.uk

Alcoholics Anonymous | 0845 769 75 55 | www.alcoholics-anonymous.org.uk

British Pregnancy Advisory | 03457 30 40 30 | www.bpas.org

Debtline | 0808 808 40 00 | www.nationaldebtline.org

Drugs Advice & Helpline | 0800 77 66 00 | www.talktofrank.com

National Gambling Helpline Freephone | 0800 77 66 00

KEEPING YOURSELF AND YOUR FLATMATES SAFE

Follow these simple tips to ensure that you, your flatmates and your belongings are kept safe and sound.

Close your windows and lock your doors when you go out. Make sure that the door to the building and the door to your flat and study bedroom are kept locked at all times – even when you're in. When you're out, keep your bedroom door locked to protect your possessions.

Never tamper with, cover, or move any fire safety equipment. Doing so puts yourself and others at risk. Anyone caught doing this will face eviction, so don't stand by and let others do things that put you at risk if you see someone else interfering with fire safety equipment.

Make sure you know what to do in case of fire and that you comply with any other health and safety regulations.

GENERAL SAFETY

Keep the main entrance doors locked at all times and do not prop them open.

Be aware of any strangers on the premises. It will take a while for you to recognise all tenants in the building, but if someone is acting suspiciously, let the accommodation team know. Please contact reception on +44 (0) 1392 231 545.

If your room is at ground level, do not leave your window open when you're not there, always make sure that you put any valuables out of sight and close your venetian blinds so that people can't see in.

Always carry your key card with you and never pass them to anyone else.

If you're worried about your safety or any security on site, please speak with a member of the accommodation team during office hours, or call reception or the police.

FIRE SAFETY

It's vital that you know how to prevent fire and what to do if one happens.

Please refer to the fire evacuation procedure notice located on notice boards in your accommodation.

Fire Safety Equipment

Fire alarm smoke detectors, fire doors, fire extinguishers, smoke vents and fire blankets are situated throughout the building and are provided for your protection. Do not tamper with them and if you see any items missing or tampered with you must report this to the Management immediately.

Our Fire Alarm System

Each bedroom, flat and landlord area has its own fire detection. This comprises of a number of automatic smoke & heat detector alongside strategically placed 'push button' or "Manual Call points".

In the event of an alarm being activated within a room / flat the fire alarm Evacuation Sounders will be activated. This will take the form of a loud siren indicating the area must be evacuated. This will continue until the "all clear" has been given by a member of the Neighborhood team or Fire Service.

Where it has been determined that a fire within a particular landlord area then an Evacuation Sounder will be activated throughout the building. This will take the form of a loud siren indicating the building must be evacuated. This will continue until the "all clear" has been given by a member of the team or fire service.

Fire Doors

All flats are fitted with fire doors to protect the spread of fire should an outbreak occur. It is essential that all fire doors are kept closed at all times and not wedged/held open. The management team will carry out regular inspections.

Escape Routes

The corridors on each floor and the stairwells within the building are used as the emergency escape route. Do not use the lift as a means to escape and never block an escape route with any items such as bin bags or bikes. If these items are seen within the corridor they may be removed and placed into storage.

On Discovering Fire

Raise the alarm (set off the alarm or shout 'Fire'). Call the Fire Service by dialing 999 and evacuate the building via the nearest exit route.

Upon hearing the fire alarm:

- Evacuate the building immediately via the nearest exit route.
- Leave the building and proceed to the Fire Assembly Point.
- Follow any instructions that you are given to you by the Fire Service.
- Wait for the all clear from the Fire Service before re-entering the building.

Fire Assembly Points

Point Exe - Courtyard Garden (Block D and E) or outside the car park by the electricity substation (Block A, B and C)

King Edward Studios - in King Edward Street

Bonhay House - in Telford Road to the side of the building.

Fire Blankets

Every flat has a fire blanket within the kitchen area. If you don't have a fire blanket or you would like to be given further instructions on how to use one please let us know.

Fire alarm

The fire alarm system is tested on a weekly basis each Thursday at times displayed on the posters. Test alarms last no longer than one minute. If the alarm lasts beyond this time, please carry out your evacuation plan.

GENERAL FIRE PREVENTION

If the fire alarm activates then you **MUST** evacuate the building regardless of time of day. You **MUST** go immediately to the fire evacuation assembly point.

Do not misuse any fire fighting/prevention equipment, this equipment is there for your safety and the safety of others in the building. It is essential that it is always in full working order. The equipment in your apartment will be checked once a week by the accommodation team.

Please do not tamper with any smoke detectors. In the event of tamper, you will have to pay for an engineer to ensure that it is still in full working order. It can cost £250 or more for a call out.

Do not bring furniture into your room or kitchen that has not been pre-approved by the accommodation team. This is to ensure that it complies with Health and Safety standards.

Do not prop open fire doors.

There is no smoking in any part of the building. Please do not smoke next to the front entrance where people regularly walk past or next to someone's window. Always put your cigarette ends in the bins provided.

Do not let combustible waste build up in your bedroom or kitchen. The following items are not permitted due to being a fire hazard:

- Chip pans
- Deep fat fryers
- Halogen lights
- Candles and oil burners
- Fireworks
- Barbeques
- Incense burners
- Other naked flames



GOOD HOUSEKEEPING

CLEAN LIVING

Your kitchen

None of us like domestic chores, but it's important that your kitchen is kept clean. We'll be making regular checks (don't worry, we'll let you know beforehand when they will be) and we'll let you know if your kitchen fails any inspection.

If you share a kitchen, it's everybody's responsibility to keep it clean – and everybody's responsibility if you're issued a charge for lack of cleanliness. You can divide up the cleaning tasks or take turns on different days – whatever you find works best for you and those you share it with.

Your room

It's up to you to keep your room and bathroom clean. Our regular checks are to ensure that they meet our health and safety standards. If they fall below standard, you'll have 24 hours to clean them up or risk a charge.

Please remember:

- Please don't use abrasive cleaning products.
- Please don't put up posters or pictures other than on your notice board.

Your bathroom

Descalcify your showerhead every few months to keep your shower working to the best of its ability.

Please don't use hair or clothes dye in the bathroom.

GREEN LIVING

We can all do more to make the planet a greener place, starting with how we behave in the home. Please help us make Exeter a greener place by ensuring we're more energy efficient around the development.

Lights

Always switch off if you're not using a room.

Recycle

Recycle as many waste items as you can, such as glass, plastics and cardboard, by using the recycling bins on site.

Heating

Turn the radiator off when leaving your apartment.

Be a user

Freecycle groups match people who have things they want to get rid of with people who can use them. Find your nearest freecycle group at: www.uk.freecycle.org

Book swap

You can re-use other people's textbooks and let them use yours for free on sites like: [www. PaperBackSwap.com](http://www.PaperBackSwap.com). All you have to pay for is shipping. You can also buy second hand books from Amazon: [www. amazon.co.uk](http://www.amazon.co.uk).

Water

Turn off the tap while brushing your teeth to conserve water. And when boiling a kettle, save electricity and water by never boiling more water than you need.

Reuse paper

Before you throw away that page you printed by mistake or that paper covered in editing marks, how about using the other side to take notes in class, or chop it up to use as shopping lists and reminder notes?

Turn off your computer

Reduce your energy consumption by turning off your computer when you're not using it.

Be thrifty

Instead of buying an expensive new outfit or gadget, you can save some cash and help out the environment by shopping at a local charity store. Charity store shopping is another form of recycling – you reduce the energy used by factories to make new items, as well as picking up some great, vintage bargains for your wardrobe.

Spend less time in the shower

Cut down your shower time by just two minutes to save water and electricity. It also means you can enjoy an extra two minutes in bed every morning!

Go paperless

Save trees by going online and changing your bank account and any credit cards to paperless billing.

Reuse your bags

Avoid plastic bags by purchasing a couple of reusable shopping bags. They can be used for everything, from food shopping to carrying your lunch, books or even a laptop.

Recycle your old mobile phone

Earn cashback when you upgrade your phone by visiting: www.moneysavingexpert.com/phones/mobile-recycling.

Consolidate your hair care products

Buy 2-in-1 shampoo and conditioner to halve your hair product waste.

Wash clothes at a cooler temperature – modern washing powder means that 30 degrees should be plenty warm enough for your clothes. You'll save electricity and your clothes will last longer due to the reduced heat damage that they suffer.



YOUR CONTRACT

Your contract with us is legally binding so please make sure you're clear on its terms and conditions. Here's an overview of some of the key facts:

You are bound to the full contract period – if you leave before the contract ends you will not receive a reduction in rent.

The Collegiate AC team may need access to your room for room inspections, maintenance and repairs, as well as for showing prospective students around during open days. We'll always give you at least 24 hours' notice (unless it is impractical to do so).

You must pay your accommodation fees on the due dates stated on your contract – outstanding debts will eventually be passed on to an external debt collecting agency.

If you decide to transfer to another room, exchange rooms or leave Universe.City at Exeter, you will be charged an admin fee of £50.

Collegiate AC does not accept liability for the loss or damage to any resident's property, whatever the circumstance. Contents insurance with Endsleigh (www.endsleigh.co.uk) is included in your rent. Please refer to your Endsleigh leaflet for upgrade options.

If you're unsure of your full legal obligations, please double-check your contract agreement and let us know if you have any queries.

CHANGING ROOMS

We want to ensure you are 100% happy during your stay with us, so if for any reason you're unhappy with your room, you can apply to change it at the accommodation office.

Please bear in mind that during the first few weeks of term, almost all of our rooms are occupied or allocated to students, so a room change in the first two weeks might prove tricky. Instead, bear with us and try to settle in and get to know your new flatmates and home.

We've found that most students settle in within the first few weeks, make friends and then don't want to move, but if you really feel you would like to change rooms, let the accommodation team know and we'll do our best to find you a more suitable room as soon as we can.

We charge an admin fee of £50 for a room change, including the drawing up of a new contract.

MOVING OUT

Moving out at the end of your tenancy

We are always sad to see our residents leave, but we know that all tenancies have to end at some point.

Deposits

We will ensure your deposit is returned to you at the end of your contract. If we cannot return the whole of your deposit to you, we will need to ensure you agree to any deductions there may be before we can send you the remaining amount.

Keys & access cards

All access cards and keys must be returned to our reception, no later than 12.00pm on the last day of your contract.

If you are returning your keys outside of our office hours please hand them to the Concierge or Night Porter on duty. Our staff will seal your keys in an envelope clearly marking your name and room number on the front. Where cards/keys are not returned the cost of fitting new locks or having a new key cut will be deducted from your deposit.

Post box keys

Once you have checked your post box for the final time and removed all of your mail you will need to give the key back to us at reception along with your access card.

Kitchen cupboard keys

Once you have emptied and cleaned the kitchen cupboard please lock the cupboard and ensure you provide the keys back to us along with your access card. Each key has its own unique number so please ensure you return the same key you received on your arrival.

If you make the mistake of taking your keys home, simply email us within 48 hours of your departure and ensure the keys are returned to us by recorded mail to our Exeter address within 3 working days.

Post

If you are expecting any postal mail after you checkout and you would like it to be forwarded onto another address we can help. All you'll need to do is provide us with your new address on a set of adhesive labels (we can provide this to you) and we forward your mail to you up to 10 days.

Alternatively you can contact Royal Mail who can offer a redirection service from 1 month to 1 year.

Outstanding invoices

Any charges you may have accumulated before the end of your tenancy will be deducted from your deposit. However, we will bill for the following:

- Any missing rent payments.
- Cleaning, including the removal of rubbish.
- Unreasonable damage to the property.
- Marks or stains on décor caused by blue tack or similar material.
- Replacement access cards or keys.
- Any time we have written to you in relation to a breach of the tenancy agreement.

Often the cost of undertaking a small item of repair surprises tenants, so please ensure the flat is left in good condition. For information on the costs to replace items within the flat please refer to our schedule of costs.

Any outstanding payments not covered by the deposit will be treated as any other debt and will be passed onto the tenant and guarantor.

Condition of the room

When you check out a member of management will carry out a detailed and final inspection, to determine the condition of your flat.

We will check;

- The décor of the flat is in good condition.
- The cleanliness of the flat.
- There is no unreasonable wear and tear to any parts of the flats.
- There are no personal belongings left within the flat.

If you are unable to attend the inspection we recommend you take comprehensive photos of the flat on your departure. If you would like to be present for the inspection please contact reception to check availability no less than 7 days prior to your departure date.

Cluster flats

All members of a flat are jointly responsible for the shared communal areas (kitchen & hallway). We will try to ensure that any deductions related to these areas are charged to the responsible tenant/s. However if we cannot ascertain who is responsible then all tenants within the flat will be responsible.

It is very important that you discuss with your co-tenants on how you plan to clean the flat before you leave and divide the work up fairly between yourselves. Often there can be problems where some tenants leave early and the remaining ones have the whole flat to clean.

Forgetting a valuable belonging

Sometimes it just happens but don't worry, if we find any obviously valuables items we will notify you and keep them safe for you. We will also organise a time for you to collect the item.

Don't forget to check our lost and found storage area for any items you may have misplaced during your stay (including missing laundry). Just speak to one of our management team who will be able to help you. You'll be surprised what we have.

Emails

Please ensure you pass us your most current email address to us so we can make contact with you at the end of your tenancy. You can do this by emailing us at **pointexe@collegiate-ac.com**.

Contract extension requests

If you are looking to extend your contract you can request this by emailing us at least 4 weeks prior to the end of your contractual term.

Your cleaning guide

We hope the guide below will help you identify which areas would need to be cleaned and how to leave the flat before we carry out the final inspection.

The bedroom

The floor has been hoovered, cleaned and tidied. Any woodwork, skirting boards and windowsills have been wiped down. All bedding and towels are left clean and folded on the bed. Any mirrors are clean and free from smears. All rubbish has been removed. All walls are clean and any damaged has been repaired. All plastic bags, boxes and coat hangers are removed.

The bathroom

The shower cubicle, toilet, washbasin and surrounding areas are clean. The floor, wall tiles and mirrors are wiped down and clean. All personal items are removed. (If you're having any issues with mold, please let the management know and they may be able to assist you.)

The kitchen & hallways

The fridge freezer is emptied, cleaned with any ice being removed. All kitchen appliances, work surfaces, splash backs, cupboards, dinning table and floor is clean and free from marks, dirt and grime. Any stained paint work, skirting boards and window sills (where applicable) have been wiped down.

All food has been removed from your food cupboard. Run a final cycle on the dishwasher when emptied. Remove all cutlery and crockery from the kitchen area which you didn't receive within your kitchen pack at the start of the term.

Lay out all cutlery and crockery provided to you at the start of the term on the kitchen work surface. Take out all bin bags.

General cleaning advice

All rubbish has been removed from all areas of the flat including pin board posters and pins, coat hangers and plastic bags.

All furniture have been cleaned and polished. All painted walls, skirting boards and window sills must be clean and free from marks. Any kick marks have been removed from doors. All electric sockets are switched off.

Make sure any lost or broken items have been replaced. Make sure that the correct furniture is in the correct room. Make sure your bedroom door is locked before you hand in your keys. Make a final check of your mail box.

Where possible ensure a member of staff inspects your room with you (9.00am and 4.00pm Monday to Friday) before you leave. You can book an end of tenancy inspection by emailing us at least 7 days prior to the end of your contract.

Extra charges for damage/cleaning

Here is a rundown of charges for any damage to items or additional cleaning necessary due to a tenant's behaviour. **Disclaimer: these prices are for guidance only and are not exact.**

Item description	Price
Painting & Decorating - Per hour	£30 per hour
Cleaning - Per hour	£25 per hour
Key card	£20.00
Mail box key	£15.00
Food cupboard key	£15.00
Desk chair	£280.00
Mattress	£850.00
Bedroom bin	£15.00
Bathroom bin	£10.00
TV and TV remote	£380.00
TV remote	£35.00
TV bracket	£75.00
Radiator	£450.00
Desk lamp	£190.00
Towel rail	£240.00
Towel rail (extra large studio)	£240.00
Reading Light	£170.00
Blinds	£190.00
Light fittings and bulbs	£35.00
Hob - Induction	£450.00
Oven - dishwasher	£950.00
Oven - microwave	£600.00
Kettle	£40.00
Dishwasher (shared kitchen)	£400
Microwave	£220
Boiling water tap	£350
Fridge freezer	£450.00

Item description	Price
Free standing Fridge Freezer	£550.00
Toilet seat	£55.00
Shower head	£20.00
Drawer handles	£5.00
Kitchen cupboard front panel	£85.00
Kitchen bin	£25.00
Fire blanket	£35.00
Extractor Fan (shared kitchen)	£150.00
Extractor fan (studio)	£100.00
Extractor fan 1st floor studio	£200.00
Dining room chairs	£75.00
Towel rail	£240.00
Kitchen work surface	£400.00/sqm
Dining room table	£200.00
Desk	Subject to quote (Contractor rate is £30.00/hr)
2 Bookcase x	Subject to quote (Contractor rate is £30.00/hr)

Linen Service:	Price
Pillow cases	£10.00
Double duvet cover	£45.00
Double flat sheet	£22.00
Duvet	£40.00
Pillow	£10.00
Mattress protector	£12.00
Hand towel	£12.00
Bath towel	£15.00
Bath mat	£10.00



COMPLAINTS HANDLING AND APPEALS

Complaints will be subject to the ANUK complaint procedure and subject to independent appeal and referral up to the ANUK committee on standards to ensure we have an open, fair and transparent process.

We would also notify any affiliated university in our monthly written reports and deal with any major complaints through our routine daily and weekly liaison.

Collegiate AC Ltd Complaints Procedure

Collegiate AC Ltd is responsive to the needs of our students and visitors and welcomes comments and complaints as a means of improving services.

We won't necessarily be able to change the things in the way that you would like or always meet your needs but we will always be able to give you an explanation of how a decision has been made. Collegiate AC Ltd will always be professional and courteous in dealing with complaints and we will try to be as quick as we can in responding to you.

Collegiate AC Ltd is a large community and it is inevitable that from time to time complaints arise. This procedure explains:

- How to make a complaint
- How you can expect us to deal with it
- What you can do if you are unhappy with our response

INFORMAL

If you have a complaint, in the first instance please discuss this with a member of the accommodation team in person or with the Collegiate AC Ltd central management team to try and resolve the matter swiftly. If you do have a complaint you should let us know as soon as possible and within eight weeks of the event or lack of action, about which you are complaining.

Your complaint will normally be acknowledged within 48 hours (excluding weekends, public holidays and official university holidays) and responded to fully within five working days of the receipt of the complaint. If circumstances mean a full response is likely to take longer we will inform you and keep you informed of the process.

FORMAL

Stage 1

If you are unhappy about a response you receive, or the complaint is actually about the member of staff involved or if you feel that the complaint warrants further investigation then you may initiate a formal complaint. To do this you should email the Collegiate AC Ltd team who will normally acknowledge receipt within 48 hours (excluding weekends, public holidays and official university holidays). The complaint will be passed to our designated operations director who will determine whether a manager for the area in which your complaint falls should deal with the complaint or whether a member of the senior management team should more appropriately investigate the complaint.

Stage 2

If you are unhappy with the response received at Stage 1 then you may appeal to the operations director stating the reason why you are unhappy with the initial response. You will receive an acknowledgement within 48 hours (excluding weekends and holidays) from receipt of the appeal and a full written response within 10 working days. If you are still not happy with the response you have the right to ask for your complaint to be taken to Review.

Review

If, once a final decision on the complaint has been given you believe that the complaint has not been handled fairly or properly in accordance with this procedure, you can request a review by writing to the operations director within ten working days of you receiving your written response.

You will need to state why you are unhappy with the outcome and include copies of any correspondence exchanged during the earlier stages. You will receive an acknowledgement of your request within five working days.

The Registrar, or his or her delegated representative, will then review the case based on the documentation provided and will notify you of their decision within twenty working days of receipt of the request for the review. We will make every effort to follow the time limits set out in our procedure. However, where, for good reason, this is not possible we will keep you informed of progress.

Confidentiality

All complaints will be dealt with confidentially though enquiries may have to be made to investigate the matters that are the subject of the complaint. The effectiveness of any complaints procedure depends on the university being able to collect appropriate information from the parties involved in order to investigate the matter properly. For this reason, anonymous complaints will not be dealt with.

Harassment

Collegiate AC Ltd seeks to create a residential environment which is free of harassment and which protects the dignity of students and staff irrespective of their gender, sexual orientation, racial or ethnic background, religion or disabled status. It regards sexual, racial or personal harassment very seriously and requires all students and staff to observe its policy in this area.

Students who believe they are experiencing harassment within their accommodation are advised to raise this with their warden in the first instance. You can also contact the Equality and Diversity Office, or the Students Union Advice Centre.

External Referral

Collegiate AC Ltd is registered to comply with the regulations set by the ANUK code of practice for larger student developments. If you believe that Collegiate AC Ltd has not dealt with your case properly, or that the outcome is unreasonable then you can, provided you have completed all of our internal procedures, complain to the ANUK Code directly.

Please note...

This information does not cover every aspect of your contractual obligations, and as a resident you are legally bound to the terms set out in your signed tenancy agreement.

EQUALITY AND DIVERSITY

Collegiate – committed to equal opportunities

Managers of Collegiate's premises will ensure that all accommodation allocation procedures comply with applicable equal opportunities policies.

Where no equal opportunities policies exist, managers will ensure that no person or group of persons is discriminated against or unfairly treated because of their race, colour, ethnic or national origin, gender, disability, appearance, age, marital status, sexual orientation, social status or any other factor.

As part of its commitment to assisting persons with disabilities, Collegiate will ensure that charges for rooms adapted for use by students with disabilities do not exceed the standard room rate for the building in which they are located.

Want to know more?

If you would like to know more about Collegiate's commitment to equal opportunities, please contact us by emailing [**tenants@collegiate-ac.com**](mailto:tenants@collegiate-ac.com) or calling 02921 040 586.



Point Exe, Brunel Cl, Exeter EX4 4FD
+44 (0) 1392 213 545 | pointexe@collegiate-ac.com | www.collegiate-ac.com

 www.facebook.com/PointExe
 @Collegiate_UK |  @collegiateac

Out-of-hours emergency contact: 0300 456 3744



UNIVERSE.CITY
POINT EXE



UNIVERSE.CITY
BONHAY HOUSE



UNIVERSE.CITY
KING EDWARD STUDIOS